




Our Products and Services:

Compare and decide which one is right for your district.

Feature	IDEAS -Premier	IDEAS -Small District*	StudentInsite
Enrollment Projections			
 Open Enrollment History Reports	√	√	√
Out of District Students Reports	√	√	√
Projection Years	10	5	
Projections by School	√	√	
Projections per year	2 (Cnsv & Mod)	1 (Cnsv only)	
Transfers to Continuation High School	√		
Intra-district Open Enrollment Draws	√		
DI System Access Features			
 Student Plotting	√	√	√
History of State Enrollment Data Incorporated	√	√	√
Mailing List	√	√	√
Multi School Plotting	√	√	√
District and Attendance Boundary Maps	√	√	√
Copy/Paste (System to Word, Excel or PowerPoint)	√	√	√
Measurement Tools	√	√	√
QuickInsite (Demographic Report)	√	√	Optional
Full Community Demographic Data	√	Limited	Optional
Attendance Boundary Impact Analysis Tools	√		
Demographic Theme Maps	√		
Custom Map Layers	√		
Custom Plot	√		
Opportunity Scan	√		
Other Features			
 School Locator	√	Optional	Optional
Close or open school	√	Optional	
Attendance Boundary Change Consulting	√	Optional	
Board Presentation	√		
Residential Development	Optional	Optional	
*Small District = 2500 ADA or less			